

# FIORI 72 - Kit

by

STEFY.PALMA

StitchCraft Home Edition



This kit was designed and created on StitchCraft software

<http://www.stitchcraft.info>

# INSTRUCTIONS FOR CROSS STITCH

1. Always begin stitching from the Centre of your design and work outwards.
2. First find the Centre of your fabric by folding it in half lengthwise and crosswise. Mark the Centre point where the two fold lines meet with a pin. The arrows on your chart correspond to the fold lines on your fabric.
3. Now find the Centre square at the Centre of your Chart. The position of the Centre square corresponds to the position of your pin. Begin stitching from the Centre point.
4. When you look closely at your fabric you can see it is made up of small squares. Each square on your Fabric represents a Square on your Chart. You will stitch one cross stitch over each square on your fabric. The different Symbols show you the correct colour to use in each square.
5. To begin stitching, first thread your needle with 2 (or sometimes 3) strands of cotton.
6. When making your first few stitches remember to leave a 2 cm 'tail' at the back of your work. Hold this 'tail' so that your first few stitches are worked over it. This secures your thread evenly. Never tie a knot in your thread. Follow the Cross Stitch Instructions.
7. Cross stitch is worked in rows of even, slanted stitches, usually from left to right laying down half the crosses, then back from right to left to complete them. Note the top stitch must always be slanted the same way. When stitching try to keep the tension of your thread even and do not pull too tight. It is often easier to sew your design using an embroidery hoop to hold the material.



## CROSS STITCH - INDIVIDUAL

An individual cross stitch is worked in the same sequence as a row of cross stitch. Bring the needle out at 1 and insert at 2, completing half the cross stitch. Then, bring it out at 3, directly below 2 and insert the needle at 4, above 1. Your individual cross stitch is complete.

## CROSS STITCH - ROW

Bring the needle out at 1, insert at 2 and out again at 3. Continue this process until the desired number of stitches is completed for that row.

At the end of the row, work back, bringing the needle out at 4, inserting at 5 and out again at 6.























































































## FINISHING OFF

To finish off your thread run the needle through the back of four or five stitches and trim the thread close to the cloth.

Should work become soiled, handwash in cold water with mild soap. Rinse well and dry flat in shade. Do not wring. Press from the back with a warm iron.




































































*Diagram shows back of material*

# Key



| Color   | Symbol  | Cat No. | Brand  | Type            | Stitches | Skeins |
|---|---|---------|--------|-----------------|----------|--------|
|    |    | 818     | D.M.C. | Stranded Cotton | 172      | 0.1    |
|    |    | 225     | D.M.C. | Stranded Cotton | 236      | 0.2    |
|    |    | 224     | D.M.C. | Stranded Cotton | 433      | 0.3    |
|    |    | 152     | D.M.C. | Stranded Cotton | 303      | 0.2    |
|    |    | 778     | D.M.C. | Stranded Cotton | 310      | 0.2    |
|    |    | 3041    | D.M.C. | Stranded Cotton | 434      | 0.3    |
|    |    | 3740    | D.M.C. | Stranded Cotton | 539      | 0.3    |
|    |    | 793     | D.M.C. | Stranded Cotton | 267      | 0.2    |
|    |    | 160     | D.M.C. | Stranded Cotton | 210      | 0.2    |
|    |    | 161     | D.M.C. | Stranded Cotton | 362      | 0.2    |
|    |    | 3756    | D.M.C. | Stranded Cotton | 1873     | 1.1    |
|    |    | 3841    | D.M.C. | Stranded Cotton | 513      | 0.3    |
|    |    | 932     | D.M.C. | Stranded Cotton | 301      | 0.2    |
|    |    | 931     | D.M.C. | Stranded Cotton | 789      | 0.5    |
|    |    | 828     | D.M.C. | Stranded Cotton | 1869     | 1.1    |
|    |    | 747     | D.M.C. | Stranded Cotton | 2122     | 1.2    |
|    |    | 3811    | D.M.C. | Stranded Cotton | 679      | 0.4    |
|    |    | 928     | D.M.C. | Stranded Cotton | 473      | 0.3    |
|    |    | 927     | D.M.C. | Stranded Cotton | 217      | 0.2    |
|   |   | 369     | D.M.C. | Stranded Cotton | 194      | 0.2    |
|  |  | 934     | D.M.C. | Stranded Cotton | 415      | 0.3    |
|  |  | 613     | D.M.C. | Stranded Cotton | 1485     | 0.8    |
|  |  | 612     | D.M.C. | Stranded Cotton | 259      | 0.2    |
|  |  | 3047    | D.M.C. | Stranded Cotton | 1786     | 1.0    |
|  |  | 3045    | D.M.C. | Stranded Cotton | 139      | 0.1    |
|  |  | 746     | D.M.C. | Stranded Cotton | 397      | 0.3    |
|  |  | 677     | D.M.C. | Stranded Cotton | 1291     | 0.7    |
|  |  | 422     | D.M.C. | Stranded Cotton | 223      | 0.2    |
|  |  | 676     | D.M.C. | Stranded Cotton | 219      | 0.2    |
|  |  | 745     | D.M.C. | Stranded Cotton | 167      | 0.1    |
|  |  | 951     | D.M.C. | Stranded Cotton | 880      | 0.5    |
|  |  | 3856    | D.M.C. | Stranded Cotton | 469      | 0.3    |
|  |  | 3770    | D.M.C. | Stranded Cotton | 179      | 0.1    |
|  |  | 945     | D.M.C. | Stranded Cotton | 707      | 0.4    |
|  |  | 402     | D.M.C. | Stranded Cotton | 220      | 0.2    |
|  |  | 3823    | D.M.C. | Stranded Cotton | 549      | 0.3    |
|  |  | 3855    | D.M.C. | Stranded Cotton | 399      | 0.3    |
|  |  | 3771    | D.M.C. | Stranded Cotton | 617      | 0.4    |
|  |  | 758     | D.M.C. | Stranded Cotton | 340      | 0.2    |
|  |  | 3774    | D.M.C. | Stranded Cotton | 326      | 0.2    |
|  |  | 950     | D.M.C. | Stranded Cotton | 2552     | 1.4    |
|  |  | 407     | D.M.C. | Stranded Cotton | 1947     | 1.1    |



# Key

| Color   | Symbol  | Cat No. | Brand  | Type            | Stitches | Skeins |
|---|---|---------|--------|-----------------|----------|--------|
|    |    | 3772    | D.M.C. | Stranded Cotton | 486      | 0.3    |
|    |    | 632     | D.M.C. | Stranded Cotton | 441      | 0.3    |
|    |    | 453     | D.M.C. | Stranded Cotton | 1202     | 0.7    |
|    |    | 452     | D.M.C. | Stranded Cotton | 644      | 0.4    |
|    |    | 451     | D.M.C. | Stranded Cotton | 311      | 0.2    |
|    |    | 3861    | D.M.C. | Stranded Cotton | 931      | 0.5    |
|    |    | 3860    | D.M.C. | Stranded Cotton | 897      | 0.5    |
|    |    | 779     | D.M.C. | Stranded Cotton | 1225     | 0.7    |
|    |    | 712     | D.M.C. | Stranded Cotton | 1156     | 0.7    |
|    |    | 739     | D.M.C. | Stranded Cotton | 2398     | 1.3    |
|    |    | 738     | D.M.C. | Stranded Cotton | 1615     | 0.9    |
|    |    | 437     | D.M.C. | Stranded Cotton | 456      | 0.3    |
|    |    | 898     | D.M.C. | Stranded Cotton | 276      | 0.2    |
|    |    | 938     | D.M.C. | Stranded Cotton | 676      | 0.4    |
|    |    | 3371    | D.M.C. | Stranded Cotton | 323      | 0.2    |
|    |    | 543     | D.M.C. | Stranded Cotton | 1321     | 0.8    |
|    |    | 3864    | D.M.C. | Stranded Cotton | 2967     | 1.6    |
|    |    | 3863    | D.M.C. | Stranded Cotton | 806      | 0.5    |
|   |   | 3862    | D.M.C. | Stranded Cotton | 1336     | 0.8    |
|  |  | 3031    | D.M.C. | Stranded Cotton | 567      | 0.4    |
|  |  | 3865    | D.M.C. | Stranded Cotton | 1517     | 0.9    |
|  |  | Ecru    | D.M.C. | Stranded Cotton | 3403     | 1.9    |
|  |  | 822     | D.M.C. | Stranded Cotton | 1212     | 0.7    |
|  |  | 640     | D.M.C. | Stranded Cotton | 645      | 0.4    |
|  |  | 3787    | D.M.C. | Stranded Cotton | 1632     | 0.9    |
|  |  | 3021    | D.M.C. | Stranded Cotton | 1886     | 1.1    |
|  |  | 3023    | D.M.C. | Stranded Cotton | 364      | 0.2    |
|  |  | 3022    | D.M.C. | Stranded Cotton | 224      | 0.2    |
|  |  | 3033    | D.M.C. | Stranded Cotton | 2170     | 1.2    |
|  |  | 3782    | D.M.C. | Stranded Cotton | 788      | 0.5    |
|  |  | 3866    | D.M.C. | Stranded Cotton | 1291     | 0.7    |
|  |  | 842     | D.M.C. | Stranded Cotton | 4857     | 2.7    |
|  |  | 841     | D.M.C. | Stranded Cotton | 1474     | 0.8    |
|  |  | 840     | D.M.C. | Stranded Cotton | 881      | 0.5    |
|  |  | 839     | D.M.C. | Stranded Cotton | 1704     | 1.0    |
|  |  | 838     | D.M.C. | Stranded Cotton | 1208     | 0.7    |
|  |  | 648     | D.M.C. | Stranded Cotton | 505      | 0.3    |
|  |  | 647     | D.M.C. | Stranded Cotton | 725      | 0.4    |
|  |  | 645     | D.M.C. | Stranded Cotton | 476      | 0.3    |
|  |  | 844     | D.M.C. | Stranded Cotton | 469      | 0.3    |
|  |  | 762     | D.M.C. | Stranded Cotton | 249      | 0.2    |
|  |  | 414     | D.M.C. | Stranded Cotton | 166      | 0.1    |

Key

| Color   | Symbol  | Cat No. | Brand  | Type            | Stitches | Skeins |
|---|---|---------|--------|-----------------|----------|--------|
|  |  | 168     | D.M.C. | Stranded Cotton | 258      | 0.2    |

## Notes

Material Type: Aida Generic White

Sewing Count: 14/inch or 55/100mm

Design Size: 250 x 304 stitches

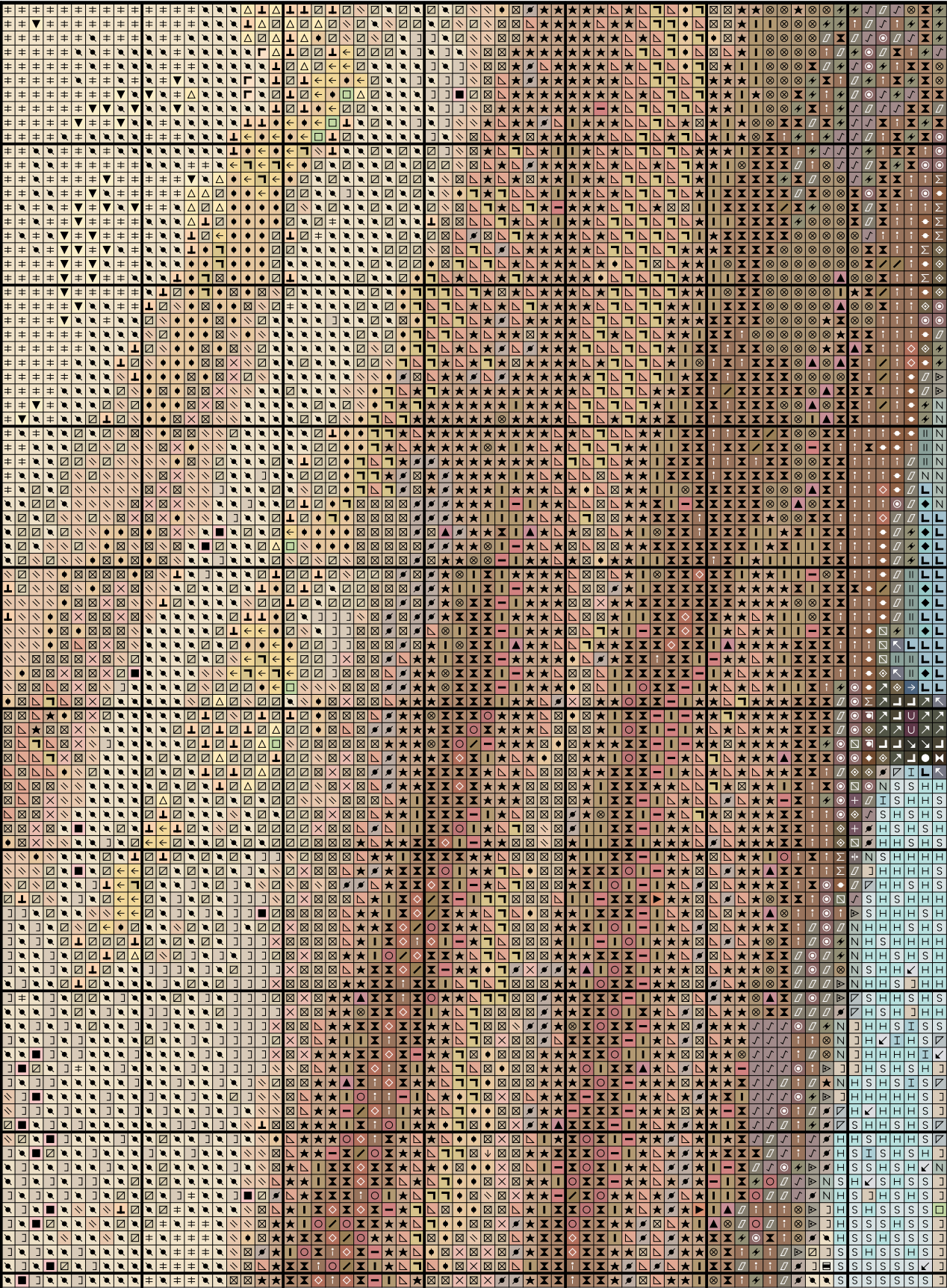
Sewn Design Size: 17.9 x 21.7 inches or 454 x 552 mm


Suggested Material Size: 23.8 x 27.6 inches or 604 x 702 mm

Stitch Style: Cross-stitch Using 2 strands


Below is a plan showing how the chart pages fit together.  
The page number is shown at the top left of each chart page.

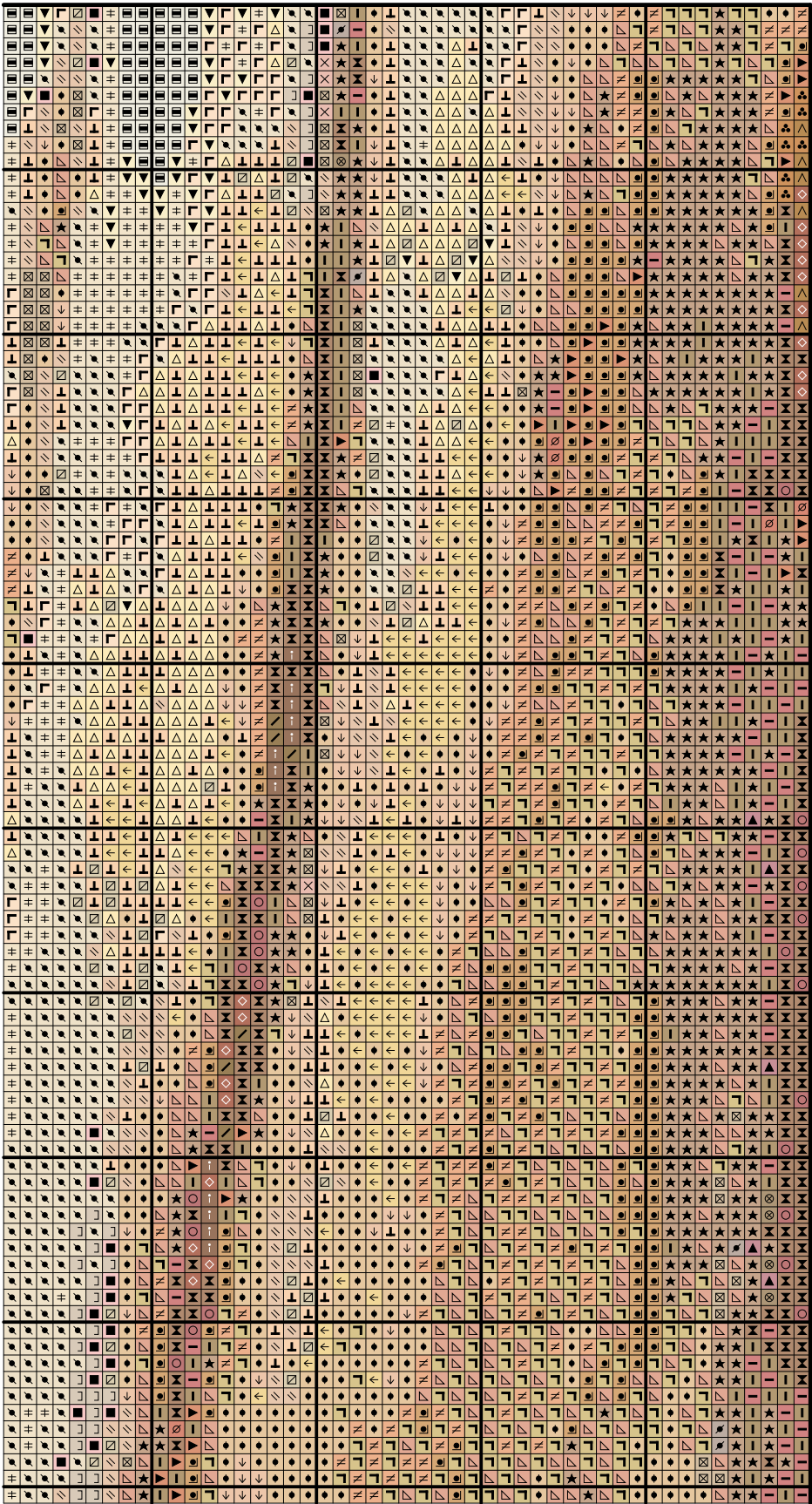
|     |     |     |     |
|-----|-----|-----|-----|
| A:1 | B:1 | C:1 | D:1 |
| A:2 | B:2 | C:2 | D:2 |
| A:3 | B:3 | C:3 | D:3 |
| A:4 | B:4 | C:4 | D:4 |

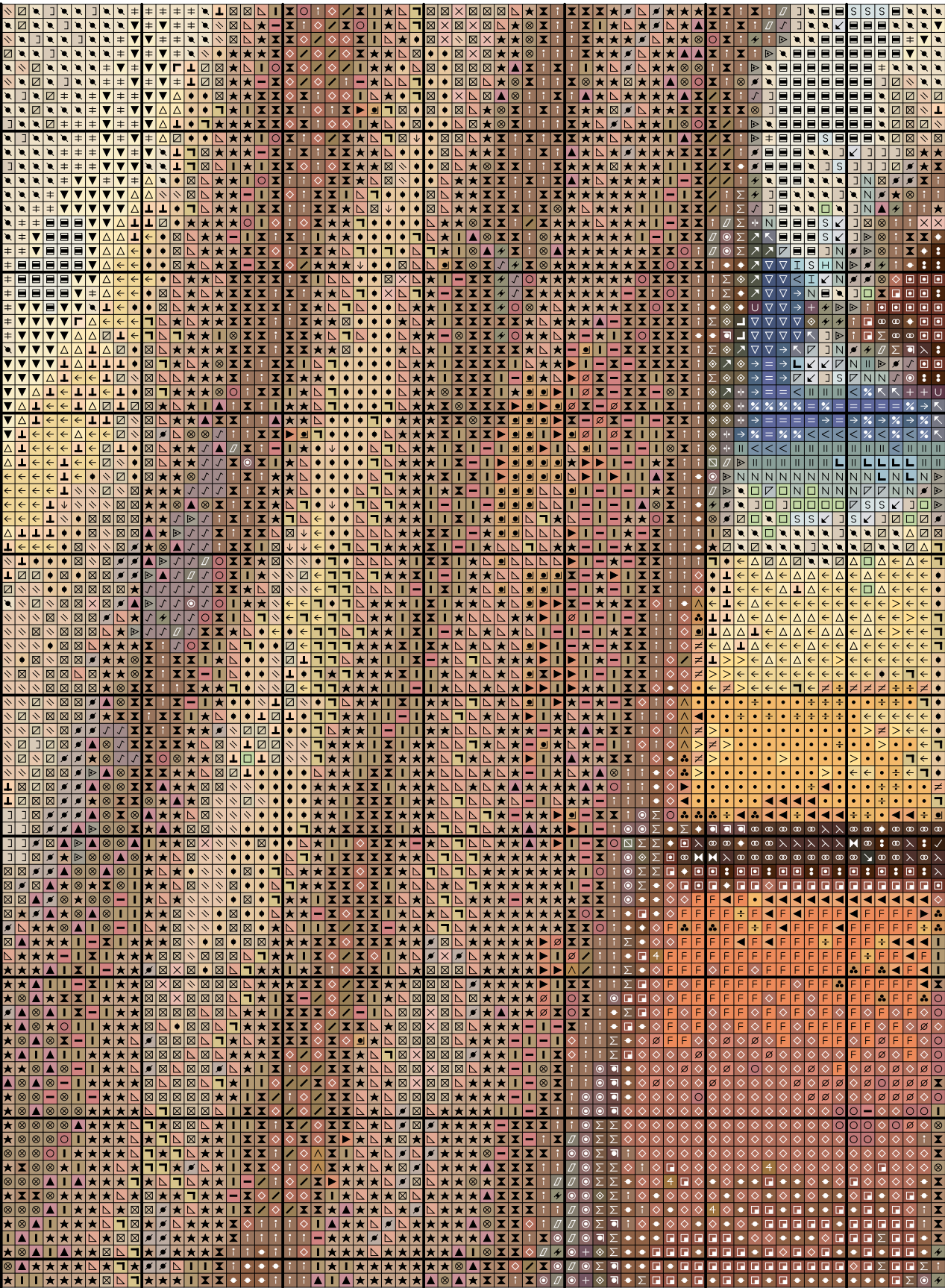
























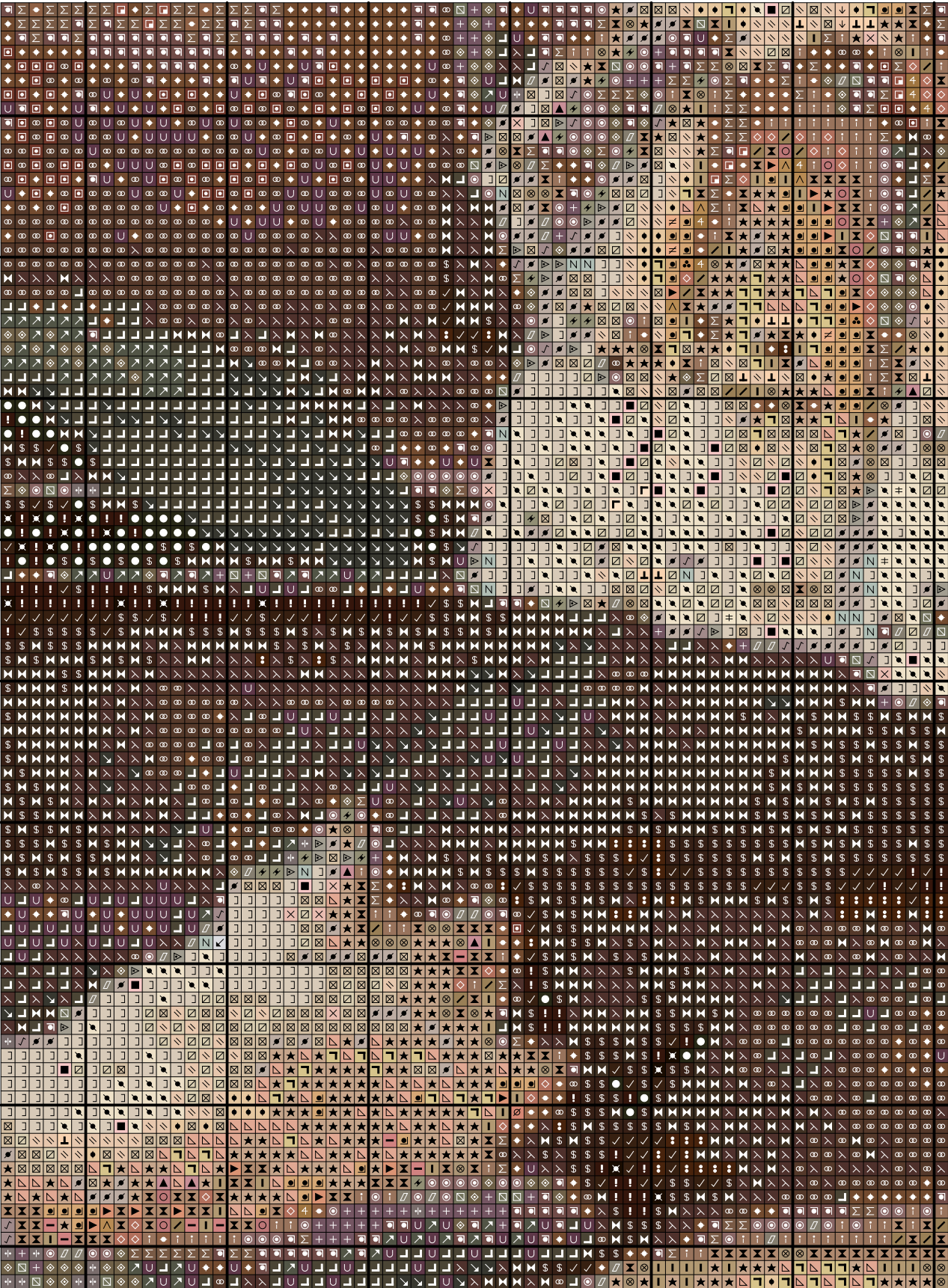












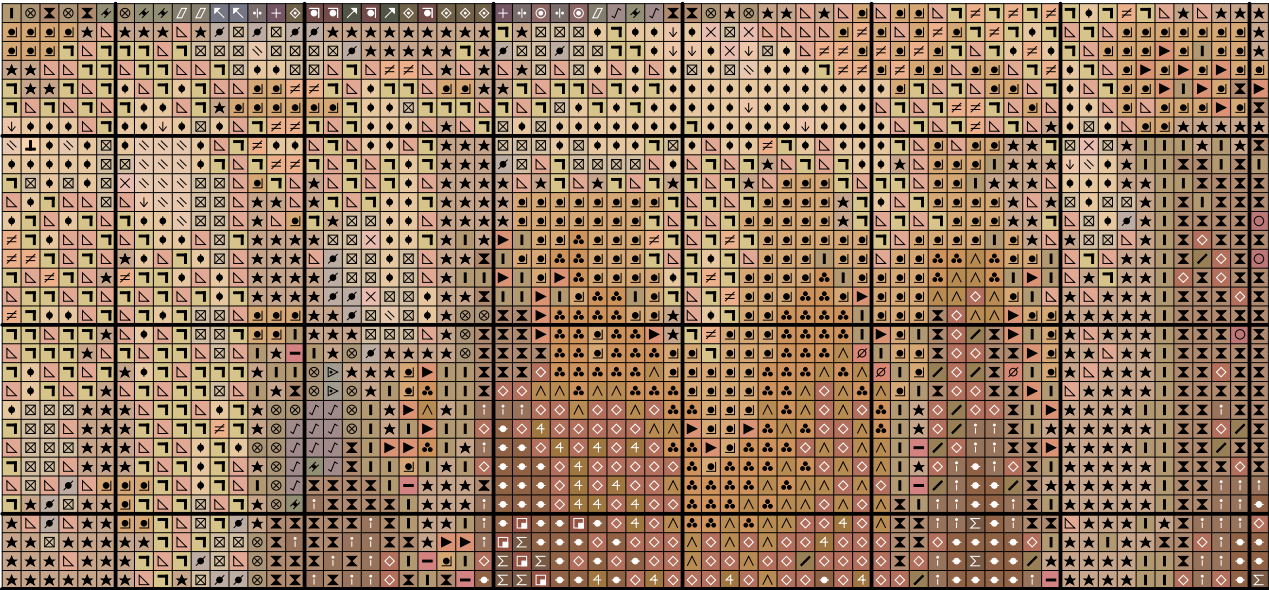
















# StitchCraft

## *Design your own Cross Stitch on Computer!*


StitchCraft is the perfect tool for anyone who loves needlework. With StitchCraft you can sew the sample charts provided, easily turn photos into ready-to-sew charts or design your own beautiful charts for cross stitch, tapestry, knitting, rug hooking, beadwork and any other grid-based needlework. StitchCraft is easy-to-use leaving you free to be creative!

### Over 120 Sample Charts




*StitchCraft comes with over 120 ready to sew charts from top designers like DMC, Coats & Vivienne Garforth. The hardest part is choosing which design to sew first!*

### Design Charts from Photos



*Ever wished you could turn favourite photos into needlework designs? Now it's easy! StitchCraft will lead you through the options for your new chart, and in minutes it's ready to print out and sew.*


### Designing Freehand



*How about designing your own chart? StitchCraft has an extensive range of easy-to-use tools for designing your own charts. It won't be long before you're designing like a pro too.*

### STITCHCRAFT ALLOWS YOU TO:

- Design charts using a large range of tools including full stitch, halfstitch & backstitch
  - Move, copy, mirror & rotate sections of charts
  - View your designs on screen in beautiful lifelike stitches - simulated cross stitch, tent stitch, & beads
  - View by colour, symbols or both
  - Design charts using thread & material colours from on screen catalogs, just like shade cards
  - Match any colour to the nearest catalogue number
  - Change colours and/or symbols at any stage
  - Save cut-outs as library files
  - Print charts in symbols or lifelike stitches
  - Print the instructions & a key
  - Print your designs straight onto material or transfer paper with Stampstitch
  - Share your designs with your friends by e-mail
  - Also StitchCraft comes with full on-screen tutorial, online help, manual & full technical support
- Plus loads more...



For more information please visit us at: [www.stitchcraft.info](http://www.stitchcraft.info)